

2005 Annual Report
of the *International Studies Quarterly* Editorial Team
(Covering 2004)

Drafted on behalf of the *ISQ* editors by

Steven C. Poe

With Chelsea Brown, Geoff Dancy and Nicolas Rost, and the Associate Editors of *ISQ*

Editorial Team:

Editor in Chief:

Steven C. Poe (University of North Texas),

Associate Editors:

John A. Booth (University of North Texas)

Steven Forde (University of North Texas)

T. David Mason (University of North Texas)

James Meernik (University of North Texas)

Marianne C. Stewart (University of Texas at Dallas)

Introduction

We write this report having just finished our first year as Editors of *International Studies Quarterly*. The journal officially moved to the University of North Texas in January of 2004, after having been at Iowa State University in Ames, Iowa, for five years. On October 1, 2003, we started a three-month transition period in which we began to accept manuscripts, while the Iowa State team continued to process those which had been submitted prior to that date. All of the manuscripts remaining in their hands were electronically transferred to us in the first week of January.

Our Editorial Team consists of six individuals. Steven C. Poe serves as Editor in Chief, with John A. Booth, Steven Forde, David Mason, James Meernik, and Marianne Stewart serving as Associate Editors. We are currently assisted by three graduate assistants, each of whom work for twenty hours a week, Chelsea Brown, Nicolas Rost, and Geoff Dancy.

The year was an eventful one for *ISQ*. In January we began processing manuscripts with our new online submission process and data base system, developed by Dean Haddock. Manuscripts may now be submitted and reviews completed at our public website found at www.isq.unt.edu. The data base into which this system feeds simplifies many of the jobs done by the Editors and their assistants, such as choosing reviewers, sending manuscripts out for review, and reminding referees of due dates for their reviews. A second important event to us is that we moved to a new suite of editorial offices in August. This is important to us because it will allow the Editor in Chief and Assistants to be housed in close proximity, thus facilitating communication and, hopefully, gains in efficiency.

Our first and most important goal this year was to streamline *ISQ*'s handling of manuscripts so that we would be able to provide authors with quicker decisions and feedback, without compromising the quality or rigor of the review process from the perspective of the contributor and our referees. We aim to maintain an anonymous review process in which every manuscript gets a fair hearing, where authors are offered a reasoned justification of our decisions and useful feedback that will help them to improve their research. Further, we want reviewers who generously give their time with no expectation of any reward (other than the warm fuzzy feeling one gets from fulfilling professional duties) to gain some new knowledge or skills from their participation in the process, whenever possible. Therefore, unlike many journals, *ISQ* is maintaining the past Editors' policy of sending referees a copy of the decision letter and the reports of other referees. This not only gives them information about the outcome of the process that they certainly appreciate and arguably deserve as a result of their participation in the process, but it also allows them to learn from their (anonymous) colleagues' assessments of the same material.

By year's end we had made significant progress toward the goal of a shorter turnaround, and we believe we have done so without compromising any of these other goals. Looking back at year's end, it seems that we have probably climbed the steepest part of

the learning curve. Our editorial processes are running smoothly, and our efforts have resulted in a shorter average turnaround for authors who have submitted their work to *ISQ*.

Corresponding with these efforts, we have seen a substantial increase in the number of manuscripts submitted to *International Studies Quarterly*. This increase means that it will become increasingly difficult to publish even all of the submissions that are of the highest quality. For that reason, we made a proposal in June to increase the number of pages allocated to the journal from 750 to 1,000 pages a year. Because that argument is made elsewhere, we will not dwell on it here. We will, however, outline what we have accomplished in the last year, our successes and some failures. We have accomplished a great deal but still can do much more to improve the visibility and the reputation of the journal. There is still much work to be done, and we have no plans to put up a “Mission Accomplished!” banner in our editorial offices any time soon.

Completing the Editorial Transition

The transition has, for the most part, been a smooth one. We are very thankful to the Iowa State Editorial Team, and especially to their Editorial Assistant, Christopher Ball, for their advice and assistance as we took over the journal. The Iowa State team was kind enough to help us by taking responsibility for the March of 2004 issue that was scheduled to go to press at about the same time that we took the reins of the journal.

Problems that we noted in our report last year were the large backlog of manuscripts that had been accepted and the large number of “revise and resubmit” manuscripts that were being transferred to us. Those problems were alleviated somewhat by a one-time increase in our page allotment that we negotiated with the help of ISA Executive Director, Tom Volgy, with monetary assistance provided by a \$7,000 fund (on top of the \$21,000 subvention) that comes to us for special projects, supplemented by other funds that came from ISA headquarters.

The articles published in the last three issues of Volume 48 were compiled by our team, and have been composed mainly of those left over from the previous editorship. March 2005 will see publication of the first issue including some manuscripts that were originally submitted to our Editorial Team. By the middle of next year, we expect that the majority of manuscripts in any given issue will have started the review process under our control, with others being the result of successful revise and resubmit invitations that had been proffered by the Iowa State team.

Improving Our Editorial Processes

In our application to be Editors and in our last report, we expressed the belief that if we could improve our turnaround time, this would lead to a greater number of submissions and that, if these two positive trends can be juxtaposed with maintaining or increasing the quality of articles appearing in the journal, then the visibility and reputation of *ISQ* would

be improved in the long term. It is still too early to come to any conclusions as to whether our long-term expectation of heightened reputation will be met, but the available data indicate we have made considerable progress toward our short-term goals, thanks in large part, we think, to our efforts to computerize and streamline the review process.

Web-Based Journal Management

Our computer system was designed by Dean Haddock, who was hired to develop our web-based software from January through July of 2004. Manuscripts are sent in via our web page, and data on those submissions are recorded in our database. Most of the functions that we undertake, such as assigning reviewers to manuscripts, reminding reviewers, and compiling referee reports for Editorial decision, are either fully or partially automated through the web page. The software became operational in January, and it was refined over the course of the next several months. By the middle of summer, the software was fully operational. During that same period, we worked to systematize our protocol and our assistants' efforts to achieve greater efficiency.

For those interested in the journal's workings, we will briefly discuss them here. Manuscripts appear in the database when they are sent in via our web page. If they are sent in via e-mail, manuscripts are recorded in our database by one of our Editorial Assistants. Typically, at this point, the Editor in Chief contacts Associate Editors for suggestions regarding potential reviewers. With their input, he then selects referees. Prospective referees are sent the manuscript and instructions regarding how to submit their reviews by the web (but they are accepted via e-mail, too, and a few are still tendered in hard copy form via fax or postal mail, if the referee prefers). A small number of manuscripts are not sent out for review because they are not of very good quality, or more frequently, because they are simply inappropriate for *International Studies Quarterly*.¹

Each reviewer is asked to reply, either assenting or declining the opportunity to review. By the end of the year, we were following up from 10-12 days after the original review request, tactfully asking the chosen reviewer whether s/he had received the request and whether s/he was willing to review. (Our guess is that many of our busier reviewers scan the e-mail quickly and do not see that they are being asked for a response.) Many of these respond positively to our queries, but some still fail to respond. If we do not hear from a reviewer within two weeks of the original request, we choose new reviewers.

During the first several months of 2004, we initially chose three reviewers for each manuscript. But by the end of the year, we had moved to choosing four for each manuscript at the outset of the process, as we found that in the vast majority of cases at least one and often two or three of our original choices to review would either not

¹ In making such decisions we must balance the educational function of the journal, in assisting authors in need of help against our need not to keep the goodwill of reviewers who would be alienated from reviewing for *ISQ* were they to have to waste their time reviewing poor work, or papers that are clearly inappropriate for *ISQ*. In these few instances we do make an effort to offer authors constructive feedback based on our own reading, in our decision letter.

respond or decline to review. By immediately contacting four persons, we are trying to cut the amount of time it takes locate three reviewers who were able and willing to complete a review, thus expediting the review process.

Once reviewers are identified, our Assistants track the manuscripts on the database, sending reminders at predetermined intervals. On rare occasions, they or one of the editors makes a phone call to late reviewers. Finally, the assistants alert the Chief Editor when three reviews are in our possession. At that point, he consults Associate Editors who sometimes provide drafts of letters or language to be included in letters. But most decision letters are written by the Editor in Chief, and all formal communications during the review process go directly through him.² Normally decisions are made on the basis of three reviews, but on many occasions we have resorted to deciding after obtaining two if we are having problems with a particular reviewer, and if we believe the reviews that we have in hand provide a sound basis for judgment.

The Results So Far

Response Time

By the end of the year, our operations seem to be working quite smoothly for the most part, and our expectations regarding the effect of decreasing review time seems to be borne out by the data we gathered throughout the year. In Table 1 we present statistics estimating the response times during the last four years as points of comparison, using data reported by our predecessors in their reports and given to us in e-mails. Out of a concern for selection effects, to examine turnaround we have chosen the period from October 1, 2003, when we took over, to September 30 of this year rather than the traditional calendar year period.³ You will see that this year's quicker turnaround continues a downward trend that started under our predecessors as they moved toward an electronic review system in the last years of their term.

During the time period, representing our first twelve months as Editors, the average decision time was 82.51 days or 2.75 months, with a median of 81 days. The number of decisions in this time period was 255.⁴ The standard deviation for the first full year of

² Assistants are allowed to inform authors of the status of manuscripts, i.e., the number of reviews that are in and the number that are needed, and to give rough and tentative guesses as to when an author might expect a decision, but they are not allowed to say anything about the content of reviews. They also sometimes communicate directly with authors after pieces are accepted to make sure we have everything that is necessary for publication.

³ If we were to look at the calendar year, many of the November and December manuscripts would still be outstanding. We would "count" those that were decided early, but systematically exclude those that take longer, thus biasing our estimates of mean and median turnaround time, downward. This is less of a problem with the September 30, 2004 cut-off date. At the time of this writing (January 10, 2004) only three of the manuscripts submitted from October 1 2003 to September 30, 2004 are still pending. Each of these was submitted in September of 2004. We expect that decisions on all but one will be reached in the next two weeks.

⁴ We declined to send fourteen of the 255 manuscripts out for peer review during the October 1, 2003 to September 30, 2004 period. These decisions are included in the table to make the data fully comparable

our editorship was 39.36 days, as compared with 89.42 days in 2002. It should be noted that a few manuscripts passed to us by the Iowa State team in January of 2004 that they had received before we began accepting manuscripts on October 1, 2003, are not included in these totals.

Table One: Submission to Decision Time: 2001-2004

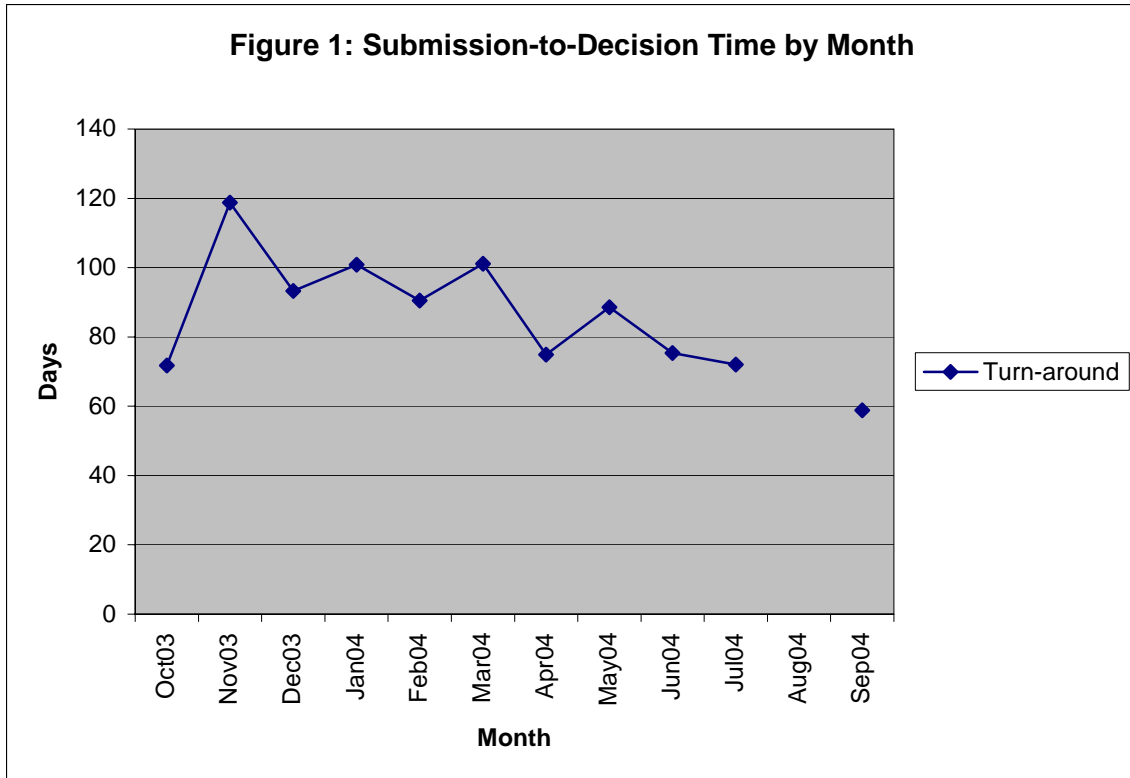
Turn-Around in days	2001 manuscripts	2002 manuscripts	Jan-Sep 2003 manuscripts	Oct 2003 – Sep 2004 manuscripts
Mean	146.3	139.2	108.5	82.51
Median	140	110	102	81
Maximum	450	499	457	221
Minimum	6	7	0	0
Range	444	492	457	221

Hidden by the table are trends that show the result of our learning throughout the year and our corresponding efforts to improve our efficiency. Figure 1 traces the average turnaround time, from submission to delivery of the decision, throughout the twelve-month period.⁵ The break in the line is explained by the fact that that we did not accept new submissions in August, while we were on holiday, a policy that was approved by our Editorial Board at last year’s meeting. That figure shows that that we got off to a strong start, making decisions on our October manuscripts in an average of less than eighty days. November manuscripts took an average of almost four months to decide, but after that we steadily decreased our turnaround time.

On first glance, the pattern in our first couple of months appears to be consistent with the experience of the young runner competing in his first one-mile race. Such runners often sprint quickly from the gate only to have “the bear” (a heavy feeling due to oxygen debt) “jump” on their backs in the second lap. We certainly were excited to be new editors and that may have influenced our performance in October, but our relatively slower performance in November of 2003 can be attributed to several non-bear related circumstances.

with those presented by the Iowa State team. If these were to be excluded the mean time from submission to decision increases to 86.6 days, and the median to 84 days. We should also note that the numbers above and those in the tables do not capture improvements in response time due to our accepting submissions electronically and sending decision letters via e-mail, subtracting days from the time decisions were in transit to our contributors.

⁵ Both Table 1 and Figure 1 include all new submissions, including new manuscripts and revise and resubmits.



When we drafted our budget, we had not foreseen that we would begin to receive manuscripts in October as a part of the changeover, and our budget did not provide for it. Though offered an advance on funds by ISA, we chose to forge through with the one twenty-hour-a-week assistant we had hired to help with the transition, so that we could afford to have our full complement of three assistants in place for the entirety of the 2004 calendar year. Further complicating matters is that our data base system was not in place until January, necessitating that much of the work now automated was done by hand by our lone assistant. Suffice it to say that Chelsea Brown, our assistant during this period, deserves our heartfelt thanks for her Herculean effort in the fall of 2003.

The data show a steady and quite marked improvement in our speed throughout the rest of the year. In each of the last three months for which we have data, we were able to keep our response time under eighty days. To attain an average turnaround time of eighty days or less in the next twelve months seems to us to be a worthy and achievable goal for next year. Eventually achieving a turnaround of 75 days or lower may not be out of the question.

Increasing Submissions from Increasingly Diverse Contributors

In Table 2 you will see that we received many more submissions in the 2004 calendar year than in previous years, corresponding with our quicker review turnaround time and more convenient web-based submission procedures. As of December 22, a cut-off we adopted arbitrarily so that we could write this report, we had received 282 submissions,

representing an increase of 43.1% over the previous year and a 60% increase over the number of manuscripts submitted to our predecessors' term, from 1999-2002. An upward trend in submissions was also manifested throughout their term, so if one compares this year's submission rate to that of 1997-2000 (excepting 1998, for which we do not have data), the increase in submissions is 81.9%. Had the comparison been done on the basis of all new manuscripts (excluding revise and resubmits, data not presented fully here), the trends would be even more striking.⁶

Table 2. Number of Submissions by Year (Including Revise and Resubmit Manuscripts)

Year	Number	% change
2004 (until Dec. 22)	282	43.1%
2003	197	-9.1%
2002	215	19.4%
2001	180	7.8%
2000	167	16.8%
1999	143	-7.7%
1998	NA*	NA*
1997	155	NA

* 1998 data are incomplete due to the editorship transition in that year

Who are the contributors, and where are they based? Previous reports have presented data on the affiliation of authors and their genders. In their most recent report covering 2002, the Iowa State team reported that 74% of the authors of new submissions were from U.S. institutions, with 26% coming from non-U.S. institutions. Table 3 shows the affiliation of the submitting author of the 227 new manuscripts that we received this year (January through December 22). We received 32.6% of manuscripts from non-U.S. colleagues this year, a somewhat larger percentage than in 2002. This trend is even more compelling if one considers the raw number of new submissions as opposed to percentages. This year the number of contributors from outside of the United States increased to 74. Also striking is that we received submissions from every continent, save Antarctica.

⁶ A total of 149 new submissions were reported in 2002, and 134 in 2001, as compared to the 227 we have received to date in 2004. This represents an increase in new submissions of 52.3% as compared to 2002, and 69.4% as compared to 2001.

Table 3: Affiliations of *ISQ* Contributors

<i>Country</i>	<i>Number</i>	<i>%</i>
US	153	67.4%
Australia	1	0.4%
Bangladesh	2	0.9%
Barbados	1	0.4%
Belgium	3	1.3%
Brazil	1	0.4%
Canada	8	3.5%
Colombia	1	0.4%
Cyprus	1	0.4%
Finland	1	0.4%
Germany	6	2.6%
Guyana	1	0.4%
Hong Kong	1	0.4%
Hungary	1	0.4%
India	1	0.4%
Israel	4	1.8%
Jordan	1	0.4%
Korea, North	1	0.4%
Korea, South	1	0.4%
Lebanon	1	0.4%
Mexico	1	0.4%
Netherlands	3	1.3%
New Zealand	2	0.9%
Nigeria	1	0.4%
Norway	3	1.3%
Singapore	2	0.9%
Spain	1	0.4%
Sweden	1	0.4%
Switzerland	3	1.3%
Turkey	2	0.9%
UK	18	7.9%
Total	227	100.0%

An issue of concern to editors in their annual reports has been the gender of contributors and referees. The figures based on all submissions during the 2004 calendar year, presented in Table 4, support the conclusion that the number of women submitting their work to *ISQ* is on the rise. Authors reported gender, or gender was obvious enough that we hazarded our own guesses on 269 of the 282 manuscripts submitted during this period.⁷ Fifty-five of the manuscripts were submitted by women, compared to 31 in 2002 and 21 in 2001. The *percentage* of contributions written by women is also on the upswing, as 20.4% of our submissions came from female authors, as compared to 14.4% and 11.5% in 2002 and 2001, respectively. The percentage of joint authorships (teams of authors including both males and females) was down slightly from previous years.

⁷ We use the total number of submitted manuscripts to ensure comparability with numbers from earlier years.

Table 4: Gender Distribution of *ISQ* Contributors

	2001		2002		2004	
	Number	%	Number	%	Number	%
Female	21	11.5%	31	14.4%	55	20.4%
Male	145	79.7%	163	75.8%	196	72.9%
Joint	16	8.8%	21	9.8%	18	6.7%

What kinds of work are submitted? Is the subject matter of articles submitted to the journal, like the pool of contributors, becoming more diverse? This is more difficult to gauge. In last year's report, based only on data from the last quarter of 2003 for purposes of comparison, we adopted the coding scheme of previous editors regarding the topics covered in submissions. Yet, we were unclear regarding the criteria used to place the work in categories. It is partly for that reason, and partly as a time saving measure, that we now ask authors to report the subject material covered in manuscripts when they submit manuscripts by our web page. Because some authors choose to send manuscripts by e-mail, or via hard copy, we still end up classifying some ourselves. The results of efforts to characterize the content of first-time submissions to *ISQ* during the 2004 calendar year appear in Table 5, below.

Table 5: Subfield of First Time Submissions

Field	2001		2002		2004	
	Number	%	Number	%	Number	%
Comparative Interdisciplinary Studies	2	1.5%	7	5.1%	7	3.1%
Comparative Politics	10	7.5%	8	5.9%	7	3.1%
Environmental Studies	1	0.7%	3	2.2%	4	1.8%
Feminist Theory and Gender Studies	0	0.0%	3	2.2%	5	2.2%
Foreign Policy Analysis	16	11.9%	11	8.1%	24	10.6%
Human Rights	NA	NA	6	4.4%	NA	NA
Identity Politics	2	1.5%	4	2.9%	6	2.6%
International Law	5	3.7%	3	2.2%	NA	NA
International Law or Human Rights	NA	NA	NA	NA	11	4.8%
International Organization	10	7.5%	6	4.4%	12	5.3%
International Political Economy	16	11.9%	28	20.6%	40	17.6%
International Political Theory	32	23.9%	21	15.4%	21	9.3%
International Security & Peace Studies	12	9.0%	21	15.4%	60	26.4%
Methodology and the Scientific Study of International Processes	13	9.7%	13	9.6%	15	6.6%
Rational Choice and Formal Modeling	15	11.2%	1	0.7%	2	0.9%
Other	0	0.0%	1	0.7%	13	5.7%
Total	134	100.0%	136	100.0%	227	100.0%

It is clear that three subfields--International Political Economy, International Peace and Security and Foreign Policy Analysis—account for relatively more submissions than others. We did succeed in receiving manuscripts from each of the subfields in this classification scheme.

One reason why such schemes are employed is presumably to capture over time trends. Unfortunately, we are not too confident in the reliability of the data as compared to previous periods, so we should take care in drawing conclusions regarding such trends. That being said, there appears to have been a slight decrease in the percentage of submissions dealing with International Political Theory since 2001, though the number of submissions per year held steady at 21 from 2002 to 2004. There was also an increase in the “Other” category, perhaps owing to authors’ inability or unwillingness to pigeonhole their own work. Finally, there appears to have been an increase in work from the Peace and Security and International Political Economy Subfields, but a caveat is warranted here, too: it could be that authors themselves are more likely to categorize their contributions as having come from these subfields than previous coders had been. A final interesting point to highlight is that our submissions from the Foreign Policy Analysis Subfield appears to be increasing in number in proportion to those of other subfields. This is interesting to note because an issue of concern to the Publications Committee, *ISQ*’s Editorial Advisory Board, and many others has been whether the new ISA journal, *Foreign Policy Analysis*, will adversely affect *ISQ*. Here we are yet to see any evidence of an adverse effect in the form of a drop-off in submissions. It will be interesting to monitor future trends in light of the initiation of this new venture.

Who Reviews?

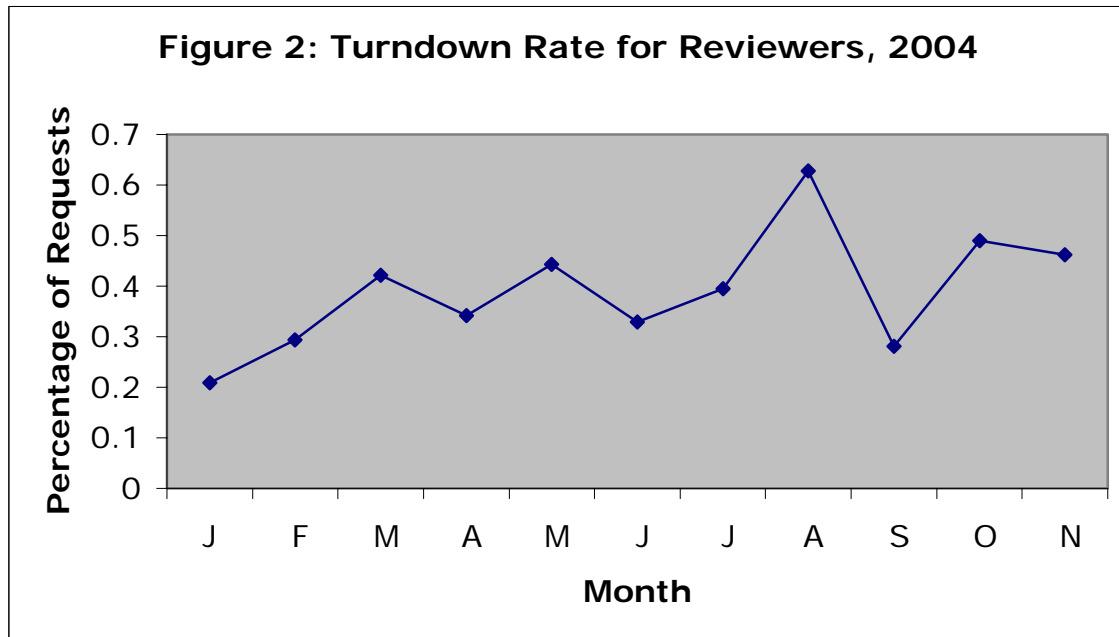
We started gathering data on who reviews for *ISQ* in January. Here we will present data on reviewers for January – November 2004 since data are largely incomplete for December as this document is being written. In that eleven-month period we requested 918 reviews, 536 of which had been completed at the time of this writing. About 19.2% of review requests were made of women and 18.8% of the completed reviews came from women. A comparison with previous data indicates that we are involving somewhat more women in the review process as a percentage of total reviewers, as in previous years the percentage of reviews completed by women had hovered around 15%.

The affiliation of those reviewers is somewhat more international than in previous years, but not especially so. About 19.2% of our reviewers are affiliated with institutions outside of the United States, with about 6.2% having come from institutions in the U.K. By comparison, the Iowa State team reported that in 2002 17.3% of their reporters were from institutions outside of the U.S., with 5.7% of them coming from the U.K.

One of the biggest difficulties faced by editors of *ISQ* and, we presume, other major journals is finding qualified reviewers willing to do reviews in a timely fashion. We find that the majority of persons we contact to do reviews are quite professional, willing to complete quite useful reviews with celerity. It is the case, however, that we often find we have to contact numerous reviewers, and in extreme cases as many as ten or twelve, just

to obtain three reviews. It is not uncommon to have to wait several weeks, and sometimes as much as two or three months, before we are able to confirm that three qualified individuals are willing to review a piece. Obviously, this has two unwanted effects: it takes more time to provide authors with useful feedback, thus slowing the review process and the discipline's dissemination of its knowledge. It no doubt results in more work on our part, but even more troublesome is that it necessarily results in more work for the subset of the community of scholars who are professional, and provide reviews in a timely fashion. Editors necessarily turn to reviewers whom we can trust to respond, especially when we have had a manuscript in our hands for quite awhile, and have been unable to procure other reviewers. Members of the Editorial Advisory Board, our colleagues at the University of North Texas and University of Texas at Dallas, our former students, and other friends have been especially helpful in this regard.

From January to November, 62.2% of the time that we contacted a referee, that person agreed to respond and completed his/her review. The remaining 37.8% turned us down, either by declining to review, by failing to respond after numerous queries often sent to multiple e-mail addresses, or by not filing a review after they had agreed to do so.⁸ This is roughly in line with the 33.5% turndown rate reported in the last full Iowa State report, but that figure did not include those who did not respond. In Figure 2 we present a graph depicting the reviewer turndown rate on a month-by-month basis. The lowest turndown rates appear to have occurred in January (20.9%) and September (28.1%).

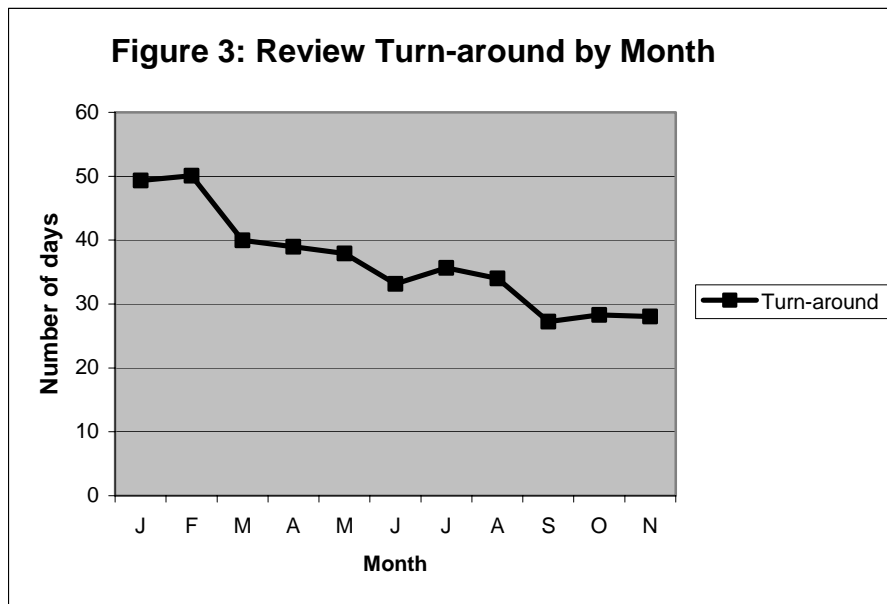


The highest turndown rate by far occurred in August, the end of the summer vacation at most American universities. Though we were on vacation during that month and

⁸ Obviously there is a qualitative difference between those who respond quickly to decline to review, and those who simply do not respond, or those who agree to respond but then don't, but our data for this year did not allow us to address these distinctions.

therefore not processing new manuscripts, we did assign reviewers to papers we had received earlier, and we continued to make decisions so that our turnaround time would not be compromised. Unfortunately, we found that most of our efforts to find reviewers in August did not accomplish much, as 62.8% of the colleagues we contacted during that month did not do a review for us. Figure 2 also shows that October and November turndown percentages are rather high, as the turndown rate was almost 50% in those months. However, the November turndown rate might still decrease somewhat as a few late reviews trickle in.

Also worthy of review are data on turnaround time for the majority of colleagues who were kind enough to help us by doing reviews. In our requests we ask reviewers to respond with a review in 5 weeks. We tinkered with the timing and wording of our reminders and systematized our efforts throughout the year in an effort to obtain reviews more quickly. The data in Figure 3 show that reviewers responded well to our efforts, as their turnaround time steadily decreased throughout the year.⁹



In concluding our discussion of *ISQ*'s peer review system, we wish to note that during our first year as editors, it has become evident that this system is a collective good that necessarily depends on the good will and professionalism of others to respond with good and timely feedback. We are impressed and gratified that the majority of the discipline has generously given their time and hard work to provide us with reviews when there are no selective incentives to do so. However, we also notice that there is a sizable minority

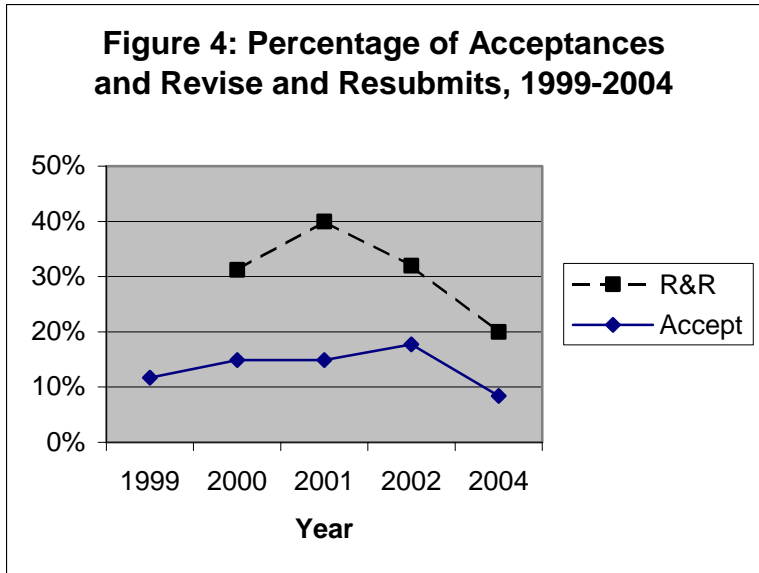
⁹ We fear that reviewer turnaround, and perhaps also the time it takes for us to respond to authors may temporarily increase for manuscripts submitted in the last few weeks of 2004 because of difficulties we experienced with our automated system. Once we discovered the difficulty we began duplicating referee requests through other means, but requests that were sent before we learned about the problem were not immediately duplicated. As this report is being completed we have discovered and fixed the difficulty, which involved updating our software to conform to a new version of the programming language having been installed on our server.

in the discipline who take advantage of the fruits of the system as contributors, while failing to contribute to it as reviewers. Many of the refusals to review are quite reasonable, involving those with understandable and legitimate excuses who express their willingness to complete reviews at a later date. But we also have ample anecdotal evidence of free riders who hinder the working of the system, and we wonder, from what we have seen, if there are regional, institutional, generational, and subject area-related patterns that can be identified in reviewer response rate. We are gathering further data on this problem and hope to have some useful, empirically based statements on this problem in our future reports.

For now, however, we ask that those in the discipline who have a part in relaying professional values to a younger generation of scholars stress the importance of reviewing for scholarly journals. If your students are qualified, please encourage them to volunteer to review for us by sending an e-mail note and a current curriculum vita with their areas of expertise to ISQ@UNT.EDU. Similarly, we would be grateful to those in the discipline who are qualified and wish to review but have not yet been asked by *ISQ* if they would do the same.

Whose Work Gets Accepted and How Often?

Statistics in this section are based on the population of cases on which decisions were made in 2004, until December 22. Overall, we made decisions on 250 manuscripts in the 2004 calendar year. Only 21 of these (or 8.4%) of these were acceptances; a total of 50, or 20% of manuscripts, were given invitations to revise and resubmit; and the remaining 179 (71.6%) were rejections. Several things are worthy of note here. Most notably, the acceptance rate was about half of the acceptance rate reported for 2002, when 17.7% of manuscripts were accepted. The percentage of “revise and resubmit” (R and R) invitations also is on the decline, from 32% in 2002 to 20% in 2004. Recent statistics on acceptances and R and R percentages are presented in Figure 3. Not included in the figure are statistics for 2003, or R and R percentages for 1999, data for transitional periods that were not included in previous reports.



The above figures calculate acceptance percentages in proportion to all manuscripts submitted (revise and resubmitted ones included) to be consistent with previous reports. If we were to code only the end results of the process (whether the manuscripts were eventually accepted or rejected), we would find that 10.5% of manuscripts submitted to *ISQ* are eventually published, almost always in a revised form.

All of the above statistics point to the conclusion that we set the publication bar higher last year than it had been in the immediate past. As discussed in our proposal and in last year’s annual report, we did plan to be more stringent in issuing R and R invitations, and the numbers above bear this out. The large backlog that we inherited coupled with the large increase in manuscripts submitted necessitated that we be somewhat more selective regarding the work that would appear in the journal. If we had accepted papers at the same rate as in the immediate past, this would have resulted in the acceptance of about 50 of the 282 manuscripts submitted in 2004, seriously exacerbating the existing backlog. Still, even with the stringent acceptance rate, the number of manuscripts accepted is roughly the same number accepted by the Iowa State team in 2000 (23) and 2001 (20).

Let there be no doubt that we would like to be able to accept more work in the future and that we believe we could do so without compromising the quality and reputation of the journal. An increase in the page allotment from 750 to 1000 pages for the 50th volume of the journal (2006) would allow us to do that. As alluded to earlier, the argument for this was made in a proposal last summer that will be considered by the Governing Council this year. Though the data at year’s end vary slightly from our earlier projections, they seem to strongly support the substance of the arguments we made in that proposal.

Earlier reports have also presented data on the breakdown of acceptances and revise and resubmits by gender and by subfield, and we will follow that custom here, while noting the caveat that because of the small number of acceptances, the results of any of these

breakdowns may be due to chance, as opposed to any real, long-term patterns. Table 6 presents our decisions on manuscripts by gender of authors.

Table Six: Decisions by Gender of Authors 2001-2004

2004				
	Accept	Reject	R&R	Total
Female	6.1% (3)	73.5% (36)	20.4% (10)	19.6% (49)
Male	9.3% (16)	71.7% (124)	19.1% (33)	69.2% (173)
Joint	11.8% (2)	52.9% (9)	35.3% (6)	6.8% (17)
Total	8.4% (21)	67.6% (169)	19.6% (49)	100% (250)
2002				
	Accept	Reject	R&R	Total
Female	10.7% (3)	64.3% (18)	25.0% (7)	12.9% (28)
Male	19.0% (32)	50.0% (84)	31.0% (52)	77.4% (168)
Joint	14.3% (3)	38.1% (8)	47.6% (10)	9.7% (21)
Total	17.5% (38)	50.7% (110)	31.8% (69)	100% (217)
2001				
	Accept	Reject	R&R	Total
Female	16.7% (3)	33.3% (6)	50.0% (9)	12.6% (18)
Male	16.1% (18)	45.5% (51)	38.4% (43)	78.3% (112)
Joint	7.7% (1)	53.4% (7)	38.9% (5)	9.1% (13)
Total	15.4% (22)	44.8% (64)	39.9% (57)	100% (143)

In 2004 our acceptance rate for female authors was 3% points below that of males, a gap which is somewhat smaller than that for 2002 but greater than that of 2001, when acceptance rates for men and women were about the same. In 2004 authorship by teams including both men and women were more likely to be accepted than work presented either by single authors or teams consisting exclusively of one gender. In 2004 women actually fared a bit better than men when it came to getting invitations to revise and resubmit, but here teams of multiple authors of mixed gender fared better than either.

Five of 21 (or 23.8%) of the papers we accepted this year were submitted by persons based at non-U.S. institutions. Four of them were from the United Kingdom and one was from Canada. Revise and resubmission invitation letters were written to persons based in Canada (4), Great Britain (5), Norway, Turkey, and Singapore.

The field-by-field distribution of acceptances is presented in Table 7. The field that accounts for the most acceptances is International Security and Peace Studies, which constituted 23.8% of acceptances. That percentage is about in line with the proportion of submission emanating from this field--26.4%, (see Table 5).

Table 7: Distribution of Accepted Papers by Field

	2000	2001	2002	2004
Field	% (#)	% (#)	% (#)	% (#)
Comparative Interdisciplinary Studies	0% (0)	5% (1)	0% (0)	0% (0)
Comparative Politics	4.3% (1)	5% (1)	2.5% (1)	4.8% (1)
Environmental Studies	0% (0)	5% (1)	0% (0)	0% (0)
Feminist Theory and Gender Studies	13% (3)	0% (0)	0% (0)	4.8% (1)
Foreign Policy Analysis	13% (3)	5% (1)	2.5% (1)	9.5% (2)
Identity Politics	8.7% (2)	5% (1)	0% (0)	0% (0)
International Law or Human Rights	NA	NA	2.5% (1)	4.8% (1)
International Organization	NA	NA	2.5% (1)	4.8% (1)
International Political Economy	8.7% (2)	30% (6)	16% (6)	4.8% (1)
International Political Theory	4.3% (1)	5% (1)	30% (11)	9.5% (2)
International Security & Peace Studies	13% (3)	10% (2)	13.2% (5)	23.8% (5)
Methodology and the Scientific Study of International Processes	26.1% (6)	15% (3)	21.1% (8)	0% (0)
Rational Choice and Formal Modeling	8.7% (2)	15% (3)	10.5% (4)	0% (0)
Other	NA	NA	NA	33.3% (7)
Total	23	20	38	21

In comparing the statistics in Table 7 with similar ones on submissions in Table 5, we can identify a few findings worthy of mention here. First, though there was an acceptance rate of 0% in several of the fields, this is not unusual given our low acceptance rates this year and a low number of submissions in those areas. Second, we were surprised by the relatively low acceptance rates from the International Political Economy field, which constituted only 4.8% of acceptances but 17.6% of submissions. Looking over our individual decisions, we can find no evidence of bias. Our tendency is to think of this as a random occurrence, since several manuscripts from this field have been offered revise and resubmits, and some of these are currently out and under review. A third rather interesting finding for which we have no explanation is that 33.7% of the papers accepted this year were classified by their authors as being in the “Other” category, and that seven of the thirteen, or about 54%, of those classified as “other” were accepted. For this we have no explanation, but we are confident that we do not really favor manuscripts that were classified by their authors in the “Other” category. And we hope that we will not be inundated with them next year because of this (probably) random finding. Articles forthcoming in *ISQ* as of January 1, 2005 are listed in Appendix A.

New Initiatives in 2005

We will conclude by expressing some of our plans for 2005, an exercise that seems quite fitting given that this report is being written around the first of the year, a time at which many in the Association are no doubt formulating their New Year’s resolutions.

Quicker Turnaround Time, More Submissions, Greater Diversity

In 2005 priority will be given to continuing the trend toward quicker turnaround time to authors. Related to this, we hope to improve the reputation of *ISQ* and to attract a greater number of submissions than we did this year. If we are granted the page increase that we proposed earlier this year, we will be able to begin to accept a greater number of quality papers to fill the pages of *ISQ*, hopefully resulting in an acceptance rate of around 12-15%.

Now that our systems are established, however, we can begin to look to accomplish more of what we sought to accomplish when we developed our proposal. We would like to attract more submissions, and issue more acceptances to worthy papers from fields that are historically underrepresented in *ISQ*'s pages. Traditionally, it has accepted research that substantially adds to our understanding of phenomena of interest to the international studies community. The charge of this journal is to publish the "best work being done in the variety of intellectual traditions included under the rubric of international studies."¹⁰ We take this seriously and, therefore, will be encouraging authors from the variety of traditions in International Studies, and particularly the ISA membership, to submit their best scholarly work to this journal. It is true that in recent years there has been an addition of journals in the ISA stable with somewhat more specialized purposes than *ISQ*, and there are proposals on the table for even more in the future. A number of our colleagues have expressed their concerns over this to us. In our view the Association's sponsorship of new, more specialized outlets is not necessarily a bad thing for *ISQ* so long as the process is managed well. Indeed, the existence of more specialized journals in the ISA stable makes even more important the mission of *ISQ*, the Association's "flagship journal", for without it the discipline would be in danger of Balkanization. To deserve the title of flagship journal, *ISQ* must continue to publish the best work, and it must be open to all. To continue to attract submissions from all segments of the field, we must strive to increase the visibility and reputation of the journal, however we can.

Making Data Available for Replication Purposes

Our predecessors enacted a policy that we are continuing: that all data used for *ISQ* publications be made available, either on ISA data sites or a data site developed by the author for that purpose. Because this policy was enacted rather late in the Iowa State group's term, it was not fully implemented when we took the reins. We have worked to do that, and beginning in 2005, quantitative articles published in *ISQ* should have a note that tells the reader where the data are made available, as well as other information pertinent to replication of the findings. Data will be available continually on the ISA server at http://www.isanet.org/data_archive.html. We'd like to offer our thanks to Joel Davis, the Association's web guru, for helping us with this.

¹⁰ See the back cover of any recent version of the journal, which is the source of this quotation.

Changing the Composition of Our Editorial Team and our Editorial Board

Marianne Stewart, one of our Associate Editors, was recently chosen to begin a term as Editor of the *American Journal of Political Science*. As a result of that new commitment, she will be leaving our Editorial team at the end of 2005. We congratulate her, and wish her luck in this endeavor, and thank her for her many efforts on our behalf. Marianne has been a valued member of the team, and we will continue to seek her counsel on a variety of issues once she leaves us. As a result of her departure, we have begun to have some conversations regarding possible additions to our Editorial team. It may well be the case that we will be asking to add new members to our team, as Associate Editors, some time in the next year.

It is also the case that we will be making some changes to our Editorial Board. We have conceived of our Editorial Board as a working group to which we can turn for timely, constructive reviews, and for advice on any difficult decisions we may face. For the most part this has worked quite well, but in our first year we found ourselves to be very short on reviewers in some areas. Thus, we would like to change the composition of the Board before the beginning of 2006 to provide ourselves with more expertise in areas in which we find ourselves in need of more assistance. We expect to keep the vast majority of our current Board intact, but to add a few persons in some areas. This should be no surprise to our current Board members who were informed of our intention to do this at some point when they were originally invited to participate. Current members of our Editorial Board can be found in Appendix C.

The only additions to the Editorial Board in the last year have been Editors of the other Association's journals, as we were informed that it was past practice to include them on the Board as a courtesy. We were happy to do so. This should be reflected on the cover of the printed version of *ISQ* in June of 2005.

We would also like to update the back inside cover of the journal, which has printed the preferred style of *ISQ* since at least 1983. Now that the preferred style can be put on the web, we see no reason that space should be used for this. Anyone with interesting ideas about how that space can be used should please express them to us at the conference or in an email to ISQ@UNT.EDU.

Establishing Symposia to Enhance Scholarly Dialogue

In the proposal that we drafted to apply for editorship of *ISQ*, and in our first meeting with our Editorial Advisory Board last year, we mentioned the possibility of doing occasional special issues with the purpose of encouraging scholarly dialogue on critical issues that are timely and in need of more focused inquiry, with priority given to issues that would be interest to a large segment of our readership. However, we changed our minds on this, as we considered the issue in light of the backlog that we inherited, discussion with our Editorial Advisory Committee, the results of a survey of that group, and financial concerns tied to doing extra issues. These concerns led us to question the wisdom of giving up entire issues of *ISQ* for that purpose. We found, however, that the

Committee was much more amenable to the idea of periodic symposia consisting of three or four short articles, so long as solicitation of the symposia was competitive and the articles that would be included therein would be subjected to stringent peer review, much like other articles we accept for publication. We have initiated a process that should allow us to identify worthy proposals for symposia. We foresee that two of these would be published, per year for the remainder of our editorship, beginning with the fiftieth volume in 2006, for which we hope extra pages will be made available. The call for papers that was sent to all ISA members soliciting proposals is attached to this report. Currently, we have several one-page inquiries, and we have provided feedback to the authors indicating our interest. Full proposals are due on March 15 from those who have been invited to submit them. We foresee a review process by which the contents of proposed symposia would be subjected to external review, as a whole, by three anonymous reviewers. It is possible that some or all of the proposed papers could be rejected as a part of this process. We would like to pay reviewers of proposed symposia a small honorarium because of the large amount of work involved in such an assignment, relative to the average manuscript review. We hope to be able to obtain funds from the Association for these honoraria, as a part of an allotment that the organization has given to journals for special projects in recent years.

Acknowledgement

Any successes we had in our first year as Editors came as a result of a team effort, and the help of many people who deserve acknowledgement here. These include Chris Ball and the outgoing Editorial team at Iowa State, Terri Teleen and Maria Cusano at Blackwell, Tom Volgy and his staff at the International Studies Association and the College of Arts and Sciences at the University of North Texas. We especially thank members of our Editorial Advisory Board and others who have been willing to review manuscripts for us, including many of our colleagues at the University of North Texas and the University of Texas at Dallas, and those who have submitted their work to *International Studies Quarterly* in the last year.

Appendix A

Articles Forthcoming in *International Studies Quarterly*

49(1) March, 2005

What is Your Research Program? Some Feminist Answers to IR's Methodological Questions

J. Ann Tickner

Democracy and Diversionary Military Intervention: Reassessing Regime Type and the Diversionary Hypothesis

Jeffery Pickering and Kisangani Emizet

The Political Economy of Intellectual Software Property Protection: The Case of Software

Kenneth C. Shadlen, Andrew Schrank, and Marcus J. Kurtz

When Do Ideologies Produce Alliances? The Holy Roman Empire, 1517-1555

John M. Owen IV

When States Prefer Non-Citizens Over Citizens: Conflict Over Illegal Immigration into Malaysia

Kamal Sadiq

The Nature of Borders and International Conflict: Revisiting Hypotheses on Territory

Harvey Starr and G. Dale Thomas

Kantian Liberalism, Regime Type and Military Resource Allocation: Do Democracies Spend Less?

Benjamin O. Fordham and Thomas C. Walker

Forthcoming Articles Accepted for Publication (as of January 1, 2005)

Primed for Violence: The Role of Gender Equality in Predicting Internal Conflict

Mary Caprioli

Rally 'Round the Union Jack? Public Opinion and the Use of Force in the United Kingdom, 1948-2001

Dan Reiter

"Women, Children, and Other Vulnerable Groups": Gender, Strategic Frames and the Protection of Civilians as a Transnational Issue

R. Charli Carpenter

From a Punative Model to a Bargaining Model of Sanctions: Lessons from Iraq

Euclid Rose

Foreign Policy in Transition? Human Rights, Democracy and US Arms Exports

Shannon Blanton

Criminalizing Consequences of Sanctions: The Yugoslav Case in Regional and Comparative Perspective

Peter Andreas

Contingent Borders, Ambiguous Ethics: Migrants in (International) Political Theory

James Brassett

A View From the Top: International Politics, Norms, and the Worldwide Growth of NGOs

Kim Reimann

Two States of Transition: From a Region of War to a Region of Peace

Norrin Ripsman

Machiavelli's Legacy: Domestic Politics and International Conflict

David Sobek

Leadership Style, Regime Type and Foreign Policy Crisis Behavior

Jonathan Keller

Thinking Inside the Box: A Closer Look at Democracy and Human Rights

Feryal Cherif, Bruce Bueno de Mesquita, George Downs, and Alistair Smith

The Sino-Russian Partnership and US Policy Toward North Korea

David Kerr

Bogus Refugees? The Determinants of Asylum Migration to Western Europe

Eric Neumayer

International Intervention and the Severity of Genocides and Politicides

Matthew Krain

The Peacekeeping-Peacemaking Dilemma

Michael Greig and Paul Diehl

Gender Equity and Intrastate Armed Conflict

Erik Melander

Interdependent and Domestic Foundations of Policy Change

Sarah Brooks

Appendix B

Call for Papers for ISQ Symposia

International Studies Quarterly invites proposals for a series of special symposia on the contributions of scholarship in international relations and comparative politics to knowledge and understanding of governance and politics in a contentious world. More specifically, we are interested in one-page proposals for 3-4 high-quality, thematically related articles on major issues and new directions in international and comparative inquiry. Proposals are expected to:

- Provide a clear and concise statement of the symposium theme;
- Discuss the interest and importance of the theme, with particular reference to its theoretical, methodological, and/or analytical justification;
- Give examples of the articles, their relationships to the theme, and individuals who might author them;
- State the technical feasibility of using a symposium.

General examples of symposia include, but are not limited to:

- New directions in international relations and/or comparative politics, notably theoretical advances, conceptual improvements, and/or state-of-the-science analytical and methodological innovations.
- The broader impact of inquiry in international relations and comparative politics, including the policy relevance and public value of research.
- The theoretical, conceptual, and analytical or methodological interface between international and comparative inquiry.

Inquiries about proposals should be directed to Steven Poe, Chief Editor of ISQ (steven_c_poe@unt.edu) not later than January 1, 2005. Proposals should be received as pdf files sent to ISQ (isq@unt.edu) not later than March 15, 2005. All proposals will be reviewed by the Chief Editor and Associate Editors John Booth, Steven Forde, David Mason, James Meernik, and Marianne Stewart. Individuals submitting truly meritorious proposals then will be invited to develop symposia articles and to submit them as pdf files to the Chief Editor. All symposia articles will enter ISQ's standard review process, with authors notified of editorial decision by November 30, 2005.

Appendix C: ISQ Editorial Board

Barry Ames, University of Pittsburgh
Clive Archer, Manchester Metropolitan University
Scott Bennett, Penn State University
Chris Brown, London School of Economics and Political Science
Bruce Bueno de Mesquita, New York University
Sabine C Carey, University of Nottingham
Phil Cerny, Rutgers University

Steve Chan, University of Colorado
Yun-Han Chu, Academia Sinica, Taiwan
Christian Davenport, University of Maryland
Paul F. Diehl, University of Illinois
William Dixon, University of Arizona
David Forsythe, University of Nebraska
John Freeman, University of Minnesota
Scott Gates, Michigan State University-PRIO
Deborah Gerner, University of Kansas
Kristian Gleditsch, University of California-San Diego
Errol Henderson, Pennsylvania State University
Margaret Hermann, Syracuse University
Richard Higgott, University of Warwick
James F. Hollifield, Southern Methodist University
Ole R. Holsti, Duke University
Bruce Jentleson, Duke University
R. J. Barry Jones, University of Reading
Christopher C. Joyner, Georgetown University
Stuart Kaufman, University Kentucky
David Kinsella, Portland State University
Friedrich V. Kratochwil, University of Munich
David Laitin, University of California-Berkeley
Jack S. Levy, Rutgers University
Gary Marks, University of North Carolina
Manus Midlarsky, Rutgers University
Helen V. Milner, Columbia University
Karen Mingst, University of Kentucky
Neil J. Mitchell, University of New Mexico
Chung-In Moon, Yonsei University
Will H. Moore, Florida State University
T. Clifton Morgan, Rice University
James Morrow, University of Michigan
Terry Nardin, University of Wisconsin-Milwaukee
Emerson M.S. Niou, Duke University
Nicholas Onuf, Florida International University
Louis Pauly, University of Toronto
David C. Rapoport, UCLA
Karen Rasler, Indiana University
Patrick M. Regan, Binghamton University
Karen Remmer, Duke University
Todd Sandler, Iowa State University
Saskia Sassen, University of Chicago
Philip Schrodtt, University of Kansas
Kathryn Sikkink, University of Minnesota
Randolph Siverson, University of California-Davis
Etel Solingen, University of California-Irvine

Harvey Starr, University of South Carolina
Jennifer Sterling-Folker, University of Connecticut
Alexander Tan, Canterbury University
Mary Ann Tetreault, Trinity University
Charles Tilly, Columbia University
Doug Van Belle, Victoria University
John A. Vasquez, Colgate University
Thomas J. Volgy, University of Arizona
R. Harrison Wagner, University of Texas
Michael Ward, University of Washington
Sandra Whitworth, York University
Paul Wilkinson, University of St Andrews
Langche Zeng, George Washington University